

# Technical Data Sheet

## Morr Screed – Traditional Screed

### Introduction

Morr Screed is a ready-to-use factory-produced cement, sand levelling screed with polypropylene microfibre. Our screeds contain retarding admixtures to maintain workability for 8 – 12 hours.

### Product Conformity

Morr Screed is factory produced conforming to in-house quality and operating standards. Our screed materials conform to the requirements of BS EN 13813.

### Composition and Manufacture

Morr screeds are produced through factory-controlled conditions using the following materials:

- Well-graded fine aggregate (0-4mm) conforming to BS EN 12620
- Portland Cement conforming to BS EN 197-1
- Retarding admixtures to BS EN 934-2/3
- Water Conforming to BS EN 1008

**For more details contact**  
**01458 223923 [Screed@smorris.co.uk](mailto:Screed@smorris.co.uk)**

### Strength

Strength requirements to BS EN 13813

Designation	Min. Compressive strength at 28 days N/mm <sup>2</sup>	Min. Flexural strength at 28 days N/mm <sup>2</sup>
C16	16	1
C20	20	2
C30	30	3

Table 1. Screed Material strength classes. Further mixes are available on request.

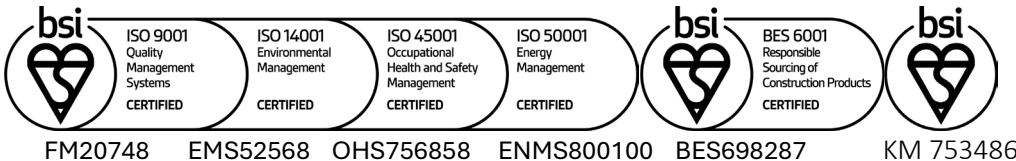
### Density

Typical Test Results	Density kg/m <sup>3</sup>
Fresh uncompacted	1,800 – 2,000
Compacted and dried	2,000 – 2,200

### Performance

The results are based on prisms made and cured according to BS EN 13892-2 requirements.

The use of polypropylene fibre reduces the occurrence of plastic shrinkage cracking and settlement while enhancing the surface properties and durability of the hardened floor screed.



**Typical Hardening Times**

Light foot traffic – 5 days. Site traffic – 7 Days\*

\*Levelling screeds are not designed as wearing surfaces; therefore, their surfaces should be given adequate protection against damage or wear during subsequent building operations until the final flooring is laid.

**Drying Times**

Allow approximately one month per 25mm of thickness. Thicknesses 50mm and above should be allowed to dry for two months per 25mm of thickness. Low temperature or high humidity will increase these times. The guidance given is based on correct curing operations having been carried out. The flooring contractor must check the moisture of the screed before any floor finish is applied\*\*.

\*\* Do not force dry during the early life of the screed with underfloor heating or hot air blowers.

**Curing**

The levelling Screed should be prevented from drying for at least 7 days after laying by covering it with a suitable impervious membrane, preferably waterproof sheeting. This period enables the service to hydrate and harden sufficiently before drying. Once the period for curing the surface has elapsed, all sheeting should be removed to allow for the levelling screed to dry normally.

**Fire Protection**

Morr Screed contains less than 1.0% of organic material and is classified by BS EN 13501-1 as class A1 (without testing Commission decision 2000/605/EC)

**Delivery/ Site Storage**

Ensure a suitable area is available for unloading before the delivery vehicle arrives. The screed should be tipped onto a clean, impermeable board or sheet. Use additional sheeting to protect the screed from the elements.

**Laying**

Morr Screed should be used following the recommendations given in BS 8204-1. Where applicable, through relevant NHBC technical documents.

**Effect of Freeze-Thaw**

In cold conditions, adequate precautions must be taken to protect from freeze-thaw attack.

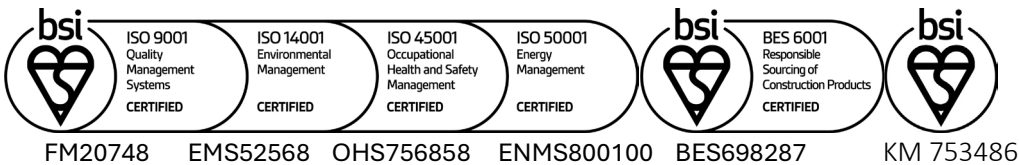
**Hot weather**

In hot weather, care should be taken that the screed materials do not stiffen or dry out to an extent that prevents compaction.

**Durability**

Morr Screed is a ready-to-use cement and sand levelling screed that is not designed as a wearing surface and should always be covered with a flooring material. There should be no durability issues if the correct screed material has been specified.

**The most common cause of screed failure is insufficient compaction of the screed material.**



**Uses**

Solid concrete ground floor slabs

- a. Bonded Construction – Directly in contact with the concrete slab - Minimum Thickness 40mm.
- b. Unbonded Construction – With suitable dampproof membrane between the concrete slab and the screed - Minimum Thickness 50mm.
- c. Floating Construction Minimum – Over insulation layer to isolate the screed from the concrete slab base - Thickness 75mm.

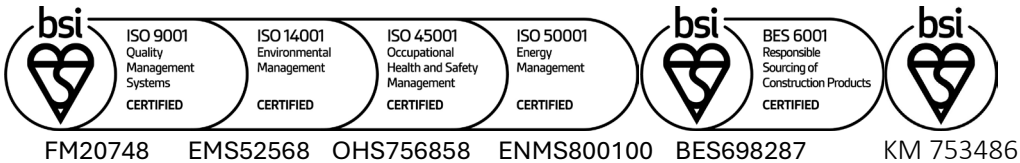
**Health and Safety**

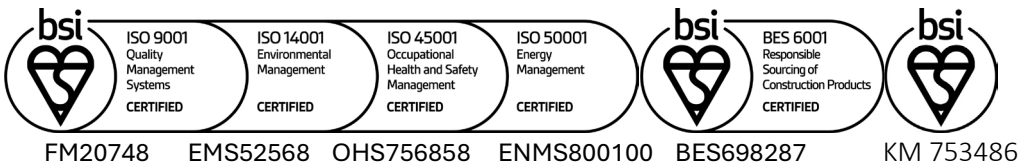
Contact with wet cement has a significant danger of causing dermatitis or serious burns. Wear suitable protective clothing and eye protection. Where skin contact occurs, wash immediately with soap and water. For contact with eyes, thoroughly irrigate immediately with an eye wash solution or clean water. Remove contact lenses if present and easy to do. If swallowed, give water to rinse out the mouth and to drink.

For further information refer to the S Morris Ltd Material safety datasheet for Ready Mixed Concrete and Screed.

All S Morris production facilities hold multiple third-party certifications from the British Standards Institution. A quality system has been implemented throughout the company since 1992.

All certificates are available on request.





Issue Status 1

Document Reviewed at point of change or incident

Date of Issue: 3<sup>rd</sup> December 2024

[www.smorris.co.uk](http://www.smorris.co.uk)